
[← Back](#)

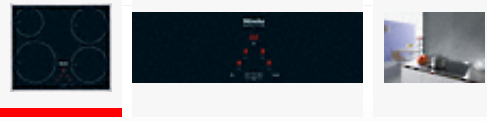
KM 6115

Induction hob with onset controls with 4 cooking zones for maximum convenience at an attractive entry level price.

- Simple operation - EasyControl Plus including timer ⓘ
- Attractive design - 574 wide with all-round frame
- Versatile - 4 cooking zones
- Shortest heating-up times - TwinBooster ⓘ
- Food always cooked to perfection - keeping warm function














[More product information](#)

Price: **HK\$ 21,000***
Hong Kong retail price

[Find a dealer](#)
 [Save & Compare](#) [▶ Appliance visualiser](#)

[Benefits](#)
[Product details](#)
[Downloads](#)
[Support & Service](#)
[Accessories](#)
[Miele Cleaning products at a glance](#)

Product details - KM 6115

Heating type ^	
Heating type	Induction
Construction type ^	
Independent of oven	• ⓘ
Design ^	
Elegant glass ceramic surface	•
Print design	Decor basalt grey
All-round stainless steel frame	•
Ring details ^	
No. of rings	4
Ring ^	
Position	front left
Type	Dual-circuit ring
Diameter in mm	Ø 160-230
Power rating in W	2300
Booster in W	3000
TwinBooster in W	3700
Ring ^	
Position	rear left
Type	Dual-circuit ring
Diameter in mm	Ø 100-160
Power rating in W	1400
Booster in W	2200
Ring ^	
Position	rear right
Type	Dual-circuit ring

Diameter in mm	140-200 mm
Power rating in W	1850
Booster in W	3000
Ring ^	
Position	front right
Type	Dual-circuit ring
Diameter in mm	Ø 140-200
Power rating in W	1850
Booster in W	3000
User convenience ^	
Operation via touchpad sensors	EasyControl II
Pan/Pan-size sensors	• 
Minute minder	•
Automatic switch-off for all rings	• 
AutoBoost	• 
Keep-warm function	•
Individual setting options (e.g. audible signal tones)	• 
Indicators ^	
Residual heat indicator for every ring	• 
Digital power level display	•
Efficiency and sustainability ^	
Residual heat utilisation	• 
Cleaning convenience ^	
Easy to clean ceramic surface	• 
Safety ^	
Safety cut-out	• 
Lock function	• 
System lock	• 
Fault monitoring	•
Integrated cooling fan	• 
Overheating protection	• 
Residual heat indicator	• 
Technical data ^	
Dimensions in mm (width)	574
Dimensions in mm (depth)	504
Dimensions in mm (height)	16
Built-in height with mains connection box in mm	48
Cutout dimensions in mm (width)	560
Cutout dimensions in mm (depth)	490
Total connected load in kW	7,4
Weight in kg	10
Voltage in V	230
Fuse rating in A	32
Frequenz in Hz	50-60
Number of phases	1
Cable length in m	1,4
Standard accessories ^	
Connection cable	•