




夠細粒，至FIT得入！
Fittingly small!

小精菱分體式空調
Mini Split Air Conditioner

室外機高度僅 43cm
Outdoor unit only 43cm in height



* 相片只供參考。有關安裝室外機實際所需的空間，請參閱安裝說明書。
Image shown is for reference only. For the criteria of installing an outdoor unit, please refer to the installation manual.

小精菱 VS 窗口式空調
Mini Split VS Window Type Air Conditioner

大對決
VS



下表以 1 匹空調作比較
The table below is a comparison of 1HP air conditioners

	小精菱 MS-GJ09VA	窗口式空調 Window Type Air Conditioner
空調運轉音量 Air Conditioner Operation Noise	室內機連續靜音運轉 Continuous indoor unit silent operation	壓縮機重複起動聲音 Repeat compressor startup sound
每年耗電量(千瓦時)* Annual Electricity Consumption*	956kWh	1056kWh
安裝位置 Installation Location	可配合室內裝修 選擇室內機位置 Free indoor installation locations	局限於窗口位置 Limited to windows

* 每年耗電量根據 ISO5151 能效測試結果計算所得。
應用單位：1 千瓦時 = 1 度電
The annual electricity consumption is calculated according to the
ISO5151 energy efficiency standards.
Applicable units: 1 kWh equals 1 electricity unit

勝 WIN



小精菱
Mini Split Air Conditioner



更寧靜
Quieter



更慳電
More energy
saving



更具彈性
More flexible

小精菱 最FIT你屋企
Perfect Fit For Your Home

小精菱室外機小巧的殼，能夠配合大部分住宅設計，採用不同的安裝方法，極具彈性。無論是否備有窗台，安裝同樣經濟、快捷、簡易。

The Mini Split Air Conditioner comes in a smart and small size that will fit most of the households in Hong Kong. It can be fitted with a number of installation methods, offering outstanding flexibility. Regardless of the presence of a window platform, the Mini Split Air Conditioner is equally economical, easy to install and convenient to use.

窗台位
安裝

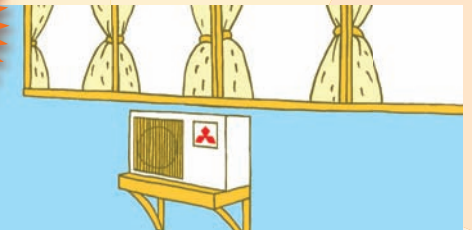
Window-Platform
Installation



- 如窗台有足夠空間擺放小精菱室外機及安裝說明書所載的所需備用空間
- 室內機安裝、室外機安裝、喉管及電線接駁均可於室內進行，無須外牆搭棚工作
- 能縮短安裝時間，而且經濟實惠
- Ideal for installation as long as the outdoor unit can be fitted within the window platform and there is sufficient required space stated in the installation manual
- No scaffolding work is required as both the outdoor unit and indoor unit, as well as the electrical wiring and pipes can be installed indoor
- Highly economical as installation time is shortened

外牆
安裝

External Wall
Installation



- 於外牆通風位置安裝支架及室外機
- 室內機安裝於合適的出風位置
- 分別於室外機及室內機接駁喉管及電線
- Outdoor unit and supporting frame should be installed on an external wall position with good air circulation
- Indoor unit should be fitted on an appropriate position
- Electrical wiring and pipe work required for both indoor unit and outdoor unit




樣樣做到足 冷氣表現更穩定、更耐用 Follow carefully for better performance and higher durability

1. 室內機排水管斜度要充足 (建議斜度為 1:100), 以免排水倒流
 2. 喉管過牆孔密封要做好, 減低日後牆身滲水的風險
 3. 緊記接駁排水管至大廈冷氣排水管, 避免滋擾別人
1. Please ensure a sufficient gradient for the water drain pipe of the indoor unit (suggested gradient 1:100) to avoid reverse flow of water
 2. Ensure proper sealing of the space surrounding pipes on walls to minimize water dripping on walls
 3. Please connect the drain water pipe to the building's main drain pipe to avoid nuisance caused by dripping



MS-GJ09/12VA
小精菱分體式空調
Mini Split Air Conditioner



MS-GJ09/12VA



涼感控制 舒適節能 ECONO COOL Mode

上下風向週期性擺動, 即使設定溫度自動調高 2°C, 依然舒服涼爽, 從而節省電力。
It periodically blows upwards and downwards. Even though the set temperature is set 2°C higher by default, you may have the same cooling feeling while electricity is conserved.



開啟式清潔設計 Removable Design for Easy Cleaning

讓你輕鬆取出主要部件除塵潔淨, 保持空氣健康清新。
The major components can be easily dismantled for cleaning, helping to provide you with cleaner air.



納米白金過濾網 Nano Platinum Filter

具有抗菌除臭功效, 有助家居空氣常保清新。
Antibacterial and deodorizing effects to keep indoor air clean all day.



體感控制 細心體貼 I FEEL Control

記錄你對室溫的需要, 下次啟動時自動調節至最舒適溫度。
It records your temperature preferences, and will automatically adjust temperature to optimal levels when you switch on the air conditioner next time.



預設開關 Pre-set On/Off

預設開關時間, 緊貼你的生活習慣, 方便又省電。
You can conveniently pre-set the on/off time of the system to suit your personal preferences, while saving on the electricity bill.



獨立電腦抽濕 Computerized Dehumidification

除濕而無需降低室溫, 舒適健康, 更能節省電費。
Reducing dampness without lowering the temperature for a healthy and comfortable air-conditioning experience, while enjoying savings on electricity expenses.



強力製冷運轉 Powerful Cool

能迅速降溫, 於炎炎夏日讓你倍感舒適暢快。
It ensures faster cooling to offer a more comfortable experience during summer.



LCD 無線遙控 LCD Display Remote Controller



上下自動搖擺送風 Vertical Auto Swing



自我診斷 Self Diagnosis



保護電路 Electric Circuit Protection



自動重新啟動* Auto Re-Start*

* 自動重新啟動功能須由合資格工程人員進行啟動設定。如貴客戶有需要本公司提供技術支援, 可聯絡本公司的維修服務中心。
Auto Re-Start function must be set by qualified engineers. Please contact our service centres if you need technical support.

型號	室內機 Indoor Unit	MS-GJ09VA	MS-GJ12VA
Model	室外機 Outdoor Unit	MU-GJ09VA	MU-GJ12VA
製冷能力 [△] Cooling Capacity [△]	kW	2.5	3.2
	BTU/h	8,530	10,918
耗電量 Power Consumption	kW	0.82	1.05
運行電流 Operating Current	A	3.8	4.8
空氣流量 Air Circulation	m ³ /min.	10.7	13.2
能源效率值 C.O.P.		3.05	3.05
抽濕力 Dehumidifying Capacity	l/h	0.8	1.2
噪音值 Noise Level	室內機 Indoor Unit (低Lo-高Hi) dB(A)	25-43	26-48
	室外機 Outdoor Unit (高Hi) dB(A)	51	52
尺寸 Dimensions (高 H X 闊 W X 深 D)	室內機 Indoor Unit mm	295 x 798 x 232	
	室外機 Outdoor Unit mm	429 x 662 x 257	
淨重 Net Weight	室內機 Indoor Unit kg	10	10
	室外機 Outdoor Unit kg	24.5	29.5
導管直徑 Pipe Diameter	液體 Liquid mm	Ø6.35	
	氣體 Gas mm	Ø9.52	
最大配管高差 Max. Piping Height Difference	m	10	
最大配管長度 Max. Piping Length	m	20	
電壓 Voltage	V	220	
相位/頻率 Phase / Frequency		單相/50赫 Single/50Hz	
雪種 Refrigerant		R410A	
室內機顏色 Indoor Unit Color		白色 White	
能源效益級別 Energy Efficiency Grade		1	

△ 製冷能力以 kW 為計算標準 Cooling Capacity Measured in kW。ISO5151 測試條件 ISO5151 Test Conditions: 製冷 Cooling - 室內 Indoor 27°C DB / 19°C WB; 室外 Outdoor 35°C DB (DB = 乾球溫度, WB = 濕球溫度)

* 建議於購買及安裝前, 由合資格工程人員預先確認安裝所需空間及位置。Before purchase and installation, the space and position needed for installation should be confirmed by qualified engineers. * 設計和規格如有更改, 恕不另行通知。Designs and specifications are subject to change without prior notice.

三菱電機菱電空調·影像設備(香港)有限公司
Mitsubishi Electric Ryoden Air-Conditioning & Visual Information Systems (Hong Kong) Ltd.

辦事處及陳列室 Office & Showroom:

香港九龍九龍灣宏光道 39 號宏天廣場 9 樓
9/F, Skyline Tower, 39 Wang Kwong Road,
Kowloon Bay, Kowloon, Hong Kong
電話 Tel: (852) 2510 1505



維修服務中心 Service Centers:

香港 香港九龍九龍灣臨樂街 8 號商業廣場 7 樓
7/F, Corporation Square, 8 Lam Lok Street,
Kowloon Bay, Kowloon, Hong Kong
電話 Tel: (852) 2427 8484

澳門 澳門慕拉士大馬路 243 號富大工業大廈 4 字樓 E 室
Av. Venceslau de Moraes 243 Ed. Ind.
"Fu Tai" 4 Andar E, Macau
電話 Tel: (853) 2837 1777

網址 Website: www.mitsubishi-ryoden.com.hk

經銷商
Distributor: